

Product catalogue

Your guide to a better night's sleep

[ResMed.com](https://www.ResMed.com)

A man and a woman are shown in profile, facing each other and smiling. They are outdoors, with trees and a bright sun in the background, creating a warm, golden-hour atmosphere. The man is on the left, wearing a dark sweater, and the woman is on the right, wearing a light-colored top. The background is filled with green foliage and a bright sun that creates a lens flare effect.

Sleep therapy solutions to suit you

At ResMed, our mission is to help you get a great night's sleep. In fact it's not just our mission, it's our passion. We're here to help you get the comfort you need at every stage of your sleep therapy journey – so you can get back to living the life you deserve. This catalogue is intended to give you an overview of our products, to help you choose the right solution for you. Learn more about our series of devices, masks, humidifiers and technologies, as well as our innovative therapy solutions for women.

Contents

Device technologies	5	Nasal pillows masks	12	Solutions for women	16
AirSense™ 10 device series	6	Nasal masks	13	Device accessories	18
AirCurve™ 10 CS PaceWave™	7	Full face masks	14	Mask accessories	19
myAir™	8	AirTouch™ F20	15		
AirMini™ device	10	Paediatric mask	15		

Understanding positive airway pressure

If you're on continuous positive airway pressure (CPAP), your device is designed to deliver a fixed air pressure to help keep your airway open throughout the night.

If you're on automatic positive airway pressure (APAP), the pressure adjusts on a breath-by-breath basis to suit your personal breathing needs throughout the night.

We have dedicated the last 25 years to growing our expertise in the area of sleep apnea and its treatment, so you can enjoy a comfortable night's sleep, every night.



Device technologies

ResMed's sleep therapy devices feature a selection of cutting-edge technologies, each designed to help make your treatment experience as easy and comfortable as possible.



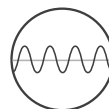
Climate Control

ResMed's unique humidification solution combines the device, heated humidifier and a heated tube to deliver a comfortable temperature and humidity level throughout the night.*



AutoRamp™ with sleep onset detection

Activated automatically, this ramp feature begins by delivering a low start pressure, to help you fall asleep with ease. Then, using its sleep onset detection capability, it responds by comfortably ramping up to your prescribed pressure the moment it detects you've fallen asleep.



Central sleep apnea (CSA) detection

CSA detection differentiates between obstructive and central apneas to give your physician greater insight into your condition.



Cheyne-Stokes respiration (CSR) detection

This detection feature has been designed to identify indications of CSR to help your physician quickly and accurately provide you with the right treatment as needed.



Enhanced AutoSet algorithm

The enhanced AutoSet algorithm automatically adjusts breath by breath, even as your needs change – hourly, nightly and from season to season – to deliver the lowest pressure necessary.



Expiratory pressure relief (EPR™)

Expiratory pressure relief gently lowers the pressure delivered to you when you exhale – making it easier to breathe out against the air pressure.



Easy-Breathe motor

The Easy-Breathe motor delivers high-quality performance, and is whisper quiet. In fact it's no louder than normal breathing – creating a natural, peaceful sleeping environment for you and your bed partner.*

*Available on the AirSense 10 series of devices and AirCurve 10 CS PaceWave.

AirSense™ 10 device series

Featuring ResMed's latest technology, the AirSense 10 series offers you a new beginning in great sleep. Each device includes the following features as standard:

- Built-in wireless connectivity*
- Built-in HumidAir™ heated humidifier
- Packed with a ClimateLineAir™ heated tube
- Climate Control and Climate Control Auto
- AutoRamp with sleep onset detection
- Easy-Breathe motor
- CSA and CSR detection
- Expiratory pressure relief
- Intuitive user interface



AirSense 10 Elite

The AirSense 10 Elite is ResMed's premium CPAP therapy device.



AirSense 10 AutoSet

The AirSense 10 AutoSet is ResMed's premium auto-adjusting pressure device. It includes all the standard AirSense 10 features with the addition of:

- The enhanced AutoSet algorithm
- The AutoSet Response feature for additional comfort

* Wireless communication depends on network availability.

AirCurve™ 10 CS PaceWave device

Offering a new beginning in adaptive servo-ventilation (ASV) therapy, the AirCurve 10 CS PaceWave features:

- Built-in wireless connectivity*
- Built-in HumidAir™ heated humidifier
- Packed with a ClimateLineAir™ heated tube
- Climate Control and Climate Control Auto
- Intuitive user interface



The AirCurve 10 CS PaceWave is ResMed's premium ASV device for managing central sleep apnea (CSA) in all its forms and any associated obstructive apneas.

- Continuously learning for personalised therapy
- Advanced synchrony predicting unique needs
- Therapy modes include CPAP, ASV and ASV Auto



Join myAir™ for extra support

myAir is ResMed's online support program that helps keep you engaged and motivated on your sleep therapy journey.

If you're using a ResMed AirSense™ 10 or AirCurve™ 10 therapy device with built-in wireless connectivity*, you can register for myAir at:

ResMed.com/myAir

* Wireless communication depends on network availability

myAir™



AirTouch™ F20: Our softest mask ever

ResMed's AirTouch™ F20 represents our softest mask ever – with an entirely new cushion material designed to offer unparalleled mask comfort. With ResMed UltraSoft™ memory foam, AirTouch F20's cushion delivers a significantly different mask experience to typical silicone.

Find out more at **ResMed.com/AirTouchF20**

AirTouch™ F20
Full face mask

AirMini™

AirMini – the world’s smallest CPAP device is suitable for use at home or while you’re away. It’s small size and portability means you’ll never have to choose between therapy performance and freedom again.

Features include:


- All three therapy modes; AutoSet, AutoSet for Her and CPAP
- Waterless humidification with HumidX™ for portable convenience*
- AutoRamp with sleep onset detection
- Expiratory pressure relief
- Convenient one button operation, with additional therapy control directly from your smart device via the AirMini App
- Designed to work with our latest AirTouch™, AirFit™ 20 series and AirFit P10 for AirMini masks.



AirMini bedside starter kits

F20 bedside starter kit includes:

- AirMini device
- AirFit F20 full face mask or AirTouch F20 Starter Kit + 3 pack of cushions
- F20 Setup Pack (F20 Vent, AirMini Tubing)
- AirMini Mount System



N20 bedside starter kit includes:

- AirMini device
- AirFit N20 or AirFit N20 Classic nasal mask
- N20 Setup Pack (N20 Vent, AirMini Tubing, HumidX, HumidX Plus)
- AirMini Mount System



P10 bedside starter kit includes:

- AirMini device
- P10 Mask Pack (AirFit P10 nasal pillows mask for AirMini, P10 Vent, AirMini Tubing, HumidX, HumidX Plus)
- AirMini Mount System

AirMini N20 bedside starter kit pictured.

*Currently available for nasal and nasal pillows mask users..



AirMini App

ResMed's AirMini App lets you control your AirMini using selected smart devices. Simply download the app, connect via Bluetooth and enjoy access to a range of comfort settings that may help you get a restful night's sleep. The AirMini app also provides you with your 30-day therapy history and daily sleep score each morning, so you can track your progress and schedule in goals for greater success.

AirMini accessories



Travel Bag and Case

Take your sleep therapy wherever you go with the AirMini Travel Bag and case (sold separately). Small and compact, the Travel Bag fits the whole system to keep everything together, while the Travel Case snugly holds the device to provide protection against daily knocks and spills.



DC-DC converter

Operate your AirMini from a vehicle cigarette lighter socket (12V or 24V DC power source) in a car, boat, or other vehicle equipped with a suitable battery so that you can enjoy your sleep therapy on your travels.



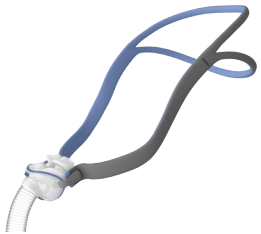
30 day money back guarantee

AirMini delivers the same quality of sleep therapy that you've grown to trust from ResMed. This is why we are offering you a 30 day money back guarantee if you are not completely satisfied.*

*Terms and conditions apply. See ResMed.com/AirMini for details.

Nasal pillows masks

Lightweight, unobtrusive and designed to keep your field of vision clear, nasal pillows masks fit snugly and comfortably at the entrance of your nasal passages.



AirFit™ P10

AirFit P10 is a quiet, unobtrusive, lightweight mask, that is made up of just three parts, and is easy to set up.

Also available in AirFit P10 for Her.

Packed with three pillow sizes: Small, Medium, Large. Extra-Small pillows are available separately.



Swift™ FX

Combining a super-soft fit with a minimal appearance, the Swift FX adjusts to your unique facial contours and muscle movements without leaving facial marks.

Packed with three pillow sizes: Small, Medium, Large. Extra-Small pillows are available separately.



Swift™ FX Bella

A nasal pillows mask with alternative headgear that sits snugly around the ears, minimising contact with the head and staying out of your hair.

Packed with three pillow sizes: Extra-Small, Small, Medium. Also packed with Swift FX for Her headgear. Large pillows are available separately.

Nasal masks

Fitting comfortably around your nose, nasal masks offer you a stable seal while providing a clear field of vision.



AirFit™ N20

The AirFit N20 gives you a clear line of sight and accommodates your movements thanks to the InfinitySeal™ silicone cushion - made to seal robustly regardless of facial shape or size.

Also available in AirFit N20 for Her.

Sizes: Medium and Large. Small cushion is available separately.



AirFit™ N20 Classic

AirFit N20 Classic is designed with a traditional forehead support and comes with soft, secure headgear. Combining a supportive, classic style and advanced sealing technology, it's the ideal choice for those seeking dependability and comfort in therapy.

Sizes: Small, Medium and Large



Mirage™ FX

Mirage FX is easy to clean, fit, and adjust, without compromising on quality, comfort or performance.

Also available in Mirage FX for Her.

Sizes: Standard, Wide.

Full face masks

Covering the nose and mouth, these masks are ideal for those who breathe through their mouth – yet they are still designed to be lightweight and unobtrusive.



AirFit™ F20

The AirFit F20 features an innovative InfinitySeal silicone cushion: tested to perform at high therapy pressures, it's designed to comfortably fit all facial shapes and sizes.

Also available in AirFit F20 for Her.

Sizes: Small, Medium and Large.



AirFit™ F10

AirFit F10's advanced headgear and frame work in synergy, so you can experience all the performance and stability of a traditional full face mask, but in a neat, compact solution.

Also available in AirFit F10 for Her.

Sizes: Small, Medium, Large.

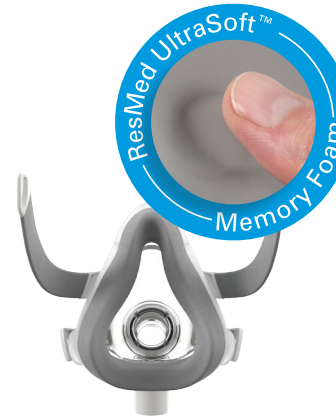


Quattro™ Air

Quattro Air is ResMed's lightest traditional full face mask. Made up of just four parts, it's simple to assemble and quick to clean.

Also available in Quattro Air for Her.

Sizes: Small, Medium, Large.



AirTouch™ F20

The AirTouch F20 represents ResMed's softest mask ever, with an entirely new cushion material. The AirTouch F20's UltraSoft™ memory foam cushion adapts to the unique contours of your face, creating a secure and comfortable seal that is designed to work across a range of therapy pressures. The QuietAir™ diffuser vent minimises noise and gently disperses exhaled air, making the AirFit F20 and AirTouch F20 full face masks quieter than ever before.

The cushion is recommended to be replaced every 30 days and is interchangeable with the AirFit F20 silicone cushion.

Sizes: Small, Medium and Large.

Pixi™ paediatric mask



Designed to suit the bone structure, facial characteristics and skin sensitivity of children, Pixi offers you peace of mind while helping provide a positive therapy experience for your child.

Size: Standard.

Solutions for women

Research shows that sleep apnea in women is different to sleep apnea in men.¹ So it makes sense that your treatment should be different too. ResMed has created the AirSense 10 AutoSet™ for Her therapy device with an algorithm designed to respond to female-specific characteristics of sleep apnea. Combined with personalised support and a mask series designed for female faces, women with sleep apnea now have the therapy solutions they need for a great night's sleep.

Women with obstructive sleep apnea are less likely to snore, and have more flow limitations and frequent arousals during sleep than men.²⁻⁴



AirSense 10 AutoSet for Her

The AutoSet for Her algorithm sensitively detects flow limitation as early as possible, so it can apply pressure changes more steadily and comfortably throughout the night for minimal disturbance to your sleep.

Find out more about ResMed's AirSense 10 device series on page 6.



AirFit™ P10 for Her

This quiet and lightweight nasal pillows mask keeps contact with your face to a minimum. So you can experience a discrete and comfortable therapy experience all night long.

Packed with three pillow sizes: Extra-Small, Small, Medium. Large pillows are available separately.



AirFit™ N20 for Her

Designed to accommodate the dimensions of the female nose and face, this nasal mask offers you a tailored approach to therapy so you can enjoy great sleep every night.

Sizes: Small. Medium and Large cushions are available separately.



AirFit™ F20 for Her

Experience all the performance and stability of a traditional full face mask, but in a neat, compact design. And for even more comfort, position the lower part of the headgear over or under the hair to suit your hairstyle preference.

Sizes: Small, Medium. Large cushion available separately.

Device accessories

These device accessories provide a practical solution to help you get the most out of your sleep therapy.



ResMed Power Station II*

The ResMed Power Station II is an all-in-one external battery that enables operation of compatible ResMed devices where mains power is not available.

*Includes battery, power supply unit adapter and carry bag.



The ClimateLineAir heated tube

The ClimateLineAir heated tube maintains a constant, comfortable temperature from the device, all the way to the mask.

ClimateLineAir is designed for use with AirSense 10 and AirCurve 10 devices.



ResMed's DC-DC cable

Planning on going camping? Don't forget a battery pack and our DC-DC cable for your AirSense 10 or AirCurve 10 device.

Mask accessories

These mask accessories help enhance the comfort and performance delivered by ResMed's renowned mask series.



CPAP mask wipes

CPAP mask wipes give you an easy and hygienic way to keep your device, mask and air tubing clean.



Gecko nasal pads

Gecko nasal pads can be placed across the nasal bridge under your mask for additional comfort.



Become a VIP today...

Membership
is
FREE!

...and take advantage of a range of exclusive member benefits*, including a 50% warranty extension on your ResMed products**, and access to our friendly product support line. You will also be able to take advantage of our exciting promotions and special offers.

Join today – it's absolutely free! Simply visit our website and register your product.

W sleepvantage.com.au

P 1300 305 705 (Aus) or 0800 737 633 (NZ)

E info@sleepvantage.com.au

1 Valipour A et al. Gender-related differences in symptoms of patients with suspected breathing disorders in sleep: a clinical population study using the sleep disorders questionnaire. *Sleep* 2007;30(3):312–9.

2 Callop N, Cassel DK. Snoring and sleep disordered breathing. In Lee-Chiong T Jr, Sateia M, Carskadon M. Editor. *Sleep Medicine*. Philadelphia: Hanley & Belfus 2002:349–355.

3 Mihai V, Rusu G, Mihaescu T. Demographic clinical and polysomnographic differences between men and women. *Pneumologia* 2010;59(2):64–7.

4 Lin CM, Davidson TM, Ancoli-Israel S. Gender differences in obstructive sleep apnea and treatment implications. *Sleep Med Rev* 2008;12(6):481–96.

5 ResMed clinical study. 90% of participants fitted the AirFit P10 in less than 30 seconds. Results collected from a sample size of 21 participants.



ResMed Ltd

1 Elizabeth Macarthur Drive
Bella Vista NSW 2153 Australia
+61 (02) 8884 1000 or 1800 658 189

AirCurve, AirFit, AirMini, AirSense, AirTouch, AutoRamp, AutoSet, ClimateLineAir, EPR, HumidAir, HumidX, InfinitySeal, Mirage, myAir, PaceWave, Pixi, Quattro, QuickFit, sleepvantage, Swift and UltraSoft are trademarks and/or registered trademarks of the ResMed family of companies. For patent information, see ResMed.com/ip. Specifications may change without notice.
© 2018 ResMed Ltd. 1017900/7 2018-04

ResMed.com

*sleepvantage membership is available to residents of Australia and New Zealand only.

**Terms and conditions apply. See over page for more information.